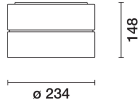


Last information update: December 2025

Product configuration: RP04.R4

RP04.R4: Pendant-mounted luminaire - UP/DOWN - Ø234 - General Light - 70.5W 7911lm - 3000K - CRI 90 - White/Trasparent/White Transparent

**Product code**

RP04.R4: Pendant-mounted luminaire - UP/DOWN - Ø234 - General Light - 70.5W 7911lm - 3000K - CRI 90 - White/Trasparent/White Transparent

Technical description

Direct and indirect lighting luminaire - pendant installation. LED source with high colour rendering index - lower component with high performance emission with excellent levels of efficiency for general lighting uses. PMMA emission unit made up of a transparent PMMA prismatic reflector in combination with the flow recovery unit and diffuser screen - an internal polycarbonate cover visually defines the optics unit. Indirect light with diffused emission - PMMA screen with superficial texture. External structure of the light unit with double element in machined aluminium - finished with an even or combined painting. The practical bayonet coupling system allows for the two sections to be separated to perform all the operations prior to hanging. The upper part of the light unit is set up to be adjusted lengthwise, wired and to block the suspension cables/accessory power supply unit provided that is essential for completing the product. Two dimmable DALI power supplies are included in the base (to be ordered separately) that allow the Luce UP and Luce DOWN to be used separately. The PURE version of the luminaire stands out for its textured translucent external lower ring.

Installation

Pendant installation with accessory base unit to be ordered separately.

Colour

White/Trasparent/White Transparent (R4)

Weight (Kg)

1.84

Mounting

ceiling pendant

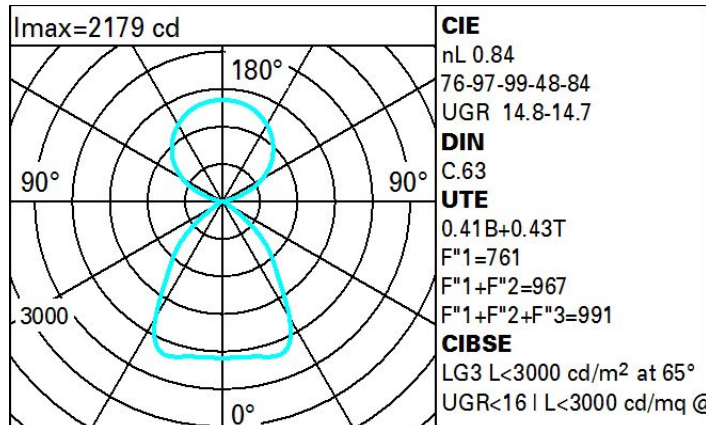
Wiring

Driver integrated into the accessory base unit - cabling terminal board and safety cable clamp positioned in the upper section of the structure.

Complies with EN60598-1 and pertinent regulations

**Technical data**

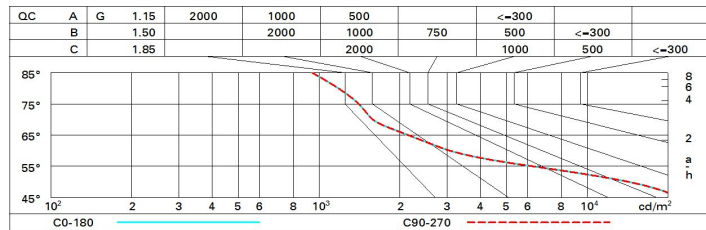
Im system:	7367	Rg (Gamut Index):	99
W system:	64	Colour temperature [K]:	3000
Im source:	8770	MacAdam Step:	2
W source:	64	Lamp code:	LED
Luminous efficiency (Im/W, real value):	115.1	Number of lamps for optical assembly:	1
Im in emergency mode:	-	ZVEI Code:	LED
Total light flux at or above an angle of 90° [Lm]:	3804	Number of optical assemblies:	1
Light Output Ratio (L.O.R.) [%]:	84	LED current [mA]:	950
CRI (minimum):	90	Control:	DALI-2
Rf (Colour Fidelity Index):	92		

Polar

Utilisation factors

R	77	75	73	71	55	53	33	00	DRR
K0.8	51	45	40	37	39	36	32	25	61
1.0	56	50	45	42	44	40	36	27	67
1.5	62	57	53	50	50	47	41	31	77
2.0	66	62	59	56	54	51	45	34	84
2.5	68	65	62	60	56	54	47	36	88
3.0	69	67	64	62	58	56	48	37	90
4.0	71	69	67	65	60	58	50	38	93
5.0	72	70	69	67	61	60	51	38	94

Luminance curve limit



UGR diagram

Corrected UGR values (at 8770 lm bare lamp luminous flux)											
Reflect.:		viewed crosswise					viewed endwise				
ceiling	cav	0.70	0.70	0.50	0.50	0.30	0.70	0.70	0.50	0.50	0.30
walls		0.50	0.30	0.50	0.30	0.30	0.50	0.30	0.50	0.30	0.30
work pl.		0.20	0.20	0.20	0.20	0.20	0.20	0.20	0.20	0.20	0.20
Room dim											
x	y										
2H	2H	15.4	16.0	16.4	16.9	18.0	15.4	16.0	16.4	16.9	18.0
	3H	15.3	15.7	16.2	16.7	17.8	15.3	15.7	16.2	16.7	17.8
	4H	15.2	15.6	16.1	16.6	17.8	15.2	15.6	16.1	16.5	17.7
	6H	15.1	15.5	16.1	16.4	17.7	15.0	15.4	16.0	16.4	17.6
	8H	15.1	15.4	16.0	16.4	17.6	15.0	15.3	15.9	16.3	17.5
	12H	15.0	15.4	16.0	16.3	17.6	14.9	15.3	15.9	16.2	17.5
4H	2H	15.2	15.6	16.1	16.5	17.7	15.2	15.6	16.1	16.6	17.8
	3H	15.0	15.4	16.0	16.3	17.6	15.0	15.4	16.0	16.4	17.6
	4H	14.9	15.2	15.9	16.2	17.5	14.9	15.2	15.9	16.2	17.5
	6H	14.8	15.1	15.9	16.1	17.4	14.8	15.1	15.8	16.1	17.4
	8H	14.8	15.1	15.8	16.1	17.4	14.7	15.0	15.8	16.0	17.3
	12H	14.8	15.0	15.8	16.0	17.3	14.7	14.9	15.7	15.9	17.2
8H	4H	14.7	15.0	15.8	16.0	17.3	14.8	15.1	15.8	16.1	17.4
	6H	14.7	14.9	15.7	15.9	17.3	14.7	14.9	15.8	15.9	17.3
	8H	14.7	14.8	15.7	15.9	17.2	14.7	14.8	15.7	15.9	17.2
	12H	14.6	14.8	15.7	15.8	17.2	14.6	14.7	15.7	15.8	17.2
12H	4H	14.7	14.9	15.7	15.9	17.2	14.8	15.0	15.8	16.0	17.3
	6H	14.6	14.8	15.7	15.8	17.2	14.7	14.8	15.7	15.9	17.2
	8H	14.6	14.7	15.7	15.8	17.2	14.6	14.8	15.7	15.8	17.2
Variations with the observer position at spacing:											
S =	1.0H	1.4 / -3.9					1.4 / -3.9				
	1.5H	3.2 / -6.2					3.2 / -6.2				
	2.0H	5.1 / -6.9					5.1 / -6.9				