

Last information update: February 2026

Product configuration: RE79.D8

RE79.D8: 3-cell recessed luminaire - MEDIUM beam - Tunable White - 9.8W 1102lm - Tunable white - CRI 90 - White Transparent



Product code

RE79.D8: 3-cell recessed luminaire - MEDIUM beam - Tunable White - 9.8W 1102lm - Tunable white - CRI 90 - White Transparent

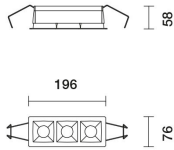
Technical description

Recessed luminaire consisting of a lamp device and a 3-cell emission raster - model with operating components to be ordered separately. Version with a medium optic - variant for light emission in Tunable White mode. Main body made of extruded aluminium - anodised finish - cast zamak end caps - natural finish. Polycarbonate LED lamp support. Steel wire fixing springs. The optical system consists of a translucent textured methacrylate raster, created with a catadioptric system (patented Opti Beam Diamond optic) - with no galvanic treatments - combined with a gloss finish PET cover. The raster includes multiple lens diaphragms for LED lamps, designed to obtain a concentrated emission, recommended for lighting environments with a fundamentally linear layout (e.g. corridors, galleries and aisles). Flows emitted in dynamic mode Tunable White 2700K - 6500K. The accessory wiring components - specific for this type of product - also include the use of several recessed luminaires with a single power supply unit.

TPa version available on request, contact iGuzzini for more info

Installation

recessed with steel wire contrast springs; slot to make in false ceiling: 63 x 183



Colour

White Transparent (D8)

Weight (Kg)

0.4

Mounting

ceiling recessed

Wiring

Drivers and wiring components are available with a separate item code. This system allows several recessed luminaires to be used (2 / 3 max) with a single power supply unit. For more detailed information, please look at the instruction sheet.

Notes

Possibility of multiple uses through the use of splitters (mandatory) and connection extensions to be ordered separately. TPa version available on request, contact iGuzzini for more info

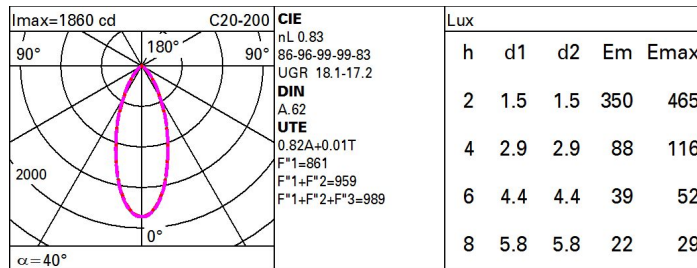
Complies with EN60598-1 and pertinent regulations



Technical data

Im system:	1204	Rf (Colour Fidelity Index):	93
W system:	9.8	Rg (Gamut Index):	101
Im source:	1450	Colour temperature [K]:	Tunable white 2700 - 6500
W source:	9.8	Life Time LED 1:	> 50,000h - L85 - B10 (Ta 25°C)
Luminous efficiency (Im/W, real value):	122.8	Voltage [Vin]:	230
Im in emergency mode:	-	Lamp code:	LED
Total light flux at or above an angle of 90° [Lm]:	16	Number of lamps for optical assembly:	1
Light Output Ratio (L.O.R.) [%]:	83	ZVEI Code:	LED
Beam angle [°]:	40°	Number of optical assemblies:	1
CRI (minimum):	90	LED current [mA]:	50

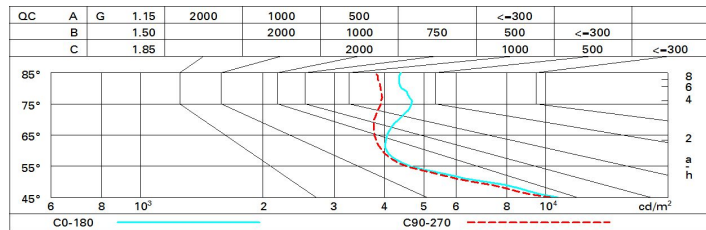
Polar



Utilisation factors

R	77	75	73	71	55	53	33	00	DRR
K0.8	69	64	60	58	63	60	59	56	68
1.0	73	68	65	62	67	64	64	60	74
1.5	78	75	72	69	73	71	70	67	81
2.0	81	79	76	75	77	75	74	71	87
2.5	83	81	79	78	80	78	77	74	90
3.0	85	83	81	80	81	80	79	76	93
4.0	86	85	84	83	83	82	81	78	95
5.0	87	86	85	84	84	83	82	79	96

Luminance curve limit



UGR diagram

Corrected UGR values (at 1450 lm bare lamp luminous flux)											
Reflect.:		viewed crosswise					viewed endwise				
ceiling/cav		0.70	0.70	0.50	0.50	0.30	0.70	0.70	0.50	0.50	0.30
walls		0.50	0.30	0.50	0.30	0.30	0.50	0.30	0.50	0.30	0.30
work pl.		0.20	0.20	0.20	0.20	0.20	0.20	0.20	0.20	0.20	0.20
Room dim		viewed crosswise					viewed endwise				
x	y										
2H	2H	10.0	10.7	10.3	10.9	17.2	15.8	10.0	10.1	10.8	17.1
	3H	10.5	17.2	10.9	17.5	17.8	15.9	10.5	10.2	10.8	17.2
	4H	10.9	17.5	17.3	17.8	18.2	15.9	10.5	10.3	10.8	17.2
	6H	17.3	17.8	17.7	18.2	18.5	15.9	10.5	10.3	10.8	17.2
	8H	17.4	18.0	17.8	18.3	18.7	15.9	10.4	10.3	10.8	17.2
12H	17.5	18.0	17.9	18.4	18.8	15.9	10.4	10.3	10.7	17.1	
4H	2H	10.0	10.0	10.4	10.9	17.3	16.0	17.2	17.0	17.5	17.9
	3H	10.8	17.3	17.2	17.7	18.1	16.9	17.4	17.3	17.8	18.1
	4H	17.4	17.8	17.8	18.2	18.6	17.0	17.5	17.4	17.9	18.3
	6H	17.9	18.3	18.4	18.7	19.2	17.1	17.5	17.6	18.0	18.4
	8H	18.1	18.5	18.6	18.9	19.4	17.2	17.6	17.7	18.0	18.5
12H	18.3	18.6	18.8	19.1	19.6	17.2	17.5	17.7	18.0	18.5	
8H	4H	17.5	17.9	18.0	18.3	18.8	17.7	18.0	18.1	18.5	18.9
	6H	18.2	18.5	18.7	19.0	19.5	18.0	18.3	18.5	18.7	19.2
	8H	18.5	18.8	19.0	19.3	19.8	18.1	18.4	18.6	18.9	19.4
	12H	18.8	19.0	19.3	19.5	20.1	18.2	18.4	18.7	18.9	19.5
12H	4H	17.5	17.9	18.0	18.3	18.8	17.8	18.1	18.3	18.6	19.1
	6H	18.3	18.5	18.8	19.0	19.5	18.2	18.4	18.7	18.9	19.4
	8H	18.6	18.8	19.1	19.3	19.9	18.3	18.6	18.9	19.1	19.6
Variations with the observer position at spacing:											
S =	1.0H	1.0 / -0.9					1.1 / -1.0				
	1.5H	2.3 / -1.3					2.5 / -1.4				
	2.0H	3.7 / -1.4					3.8 / -1.5				